



NOMACORC®
THE SYMBOL OF ASSURANCE

CARBON FOOTPRINT OF NOMACORC WINE CLOSURES

April, 2008

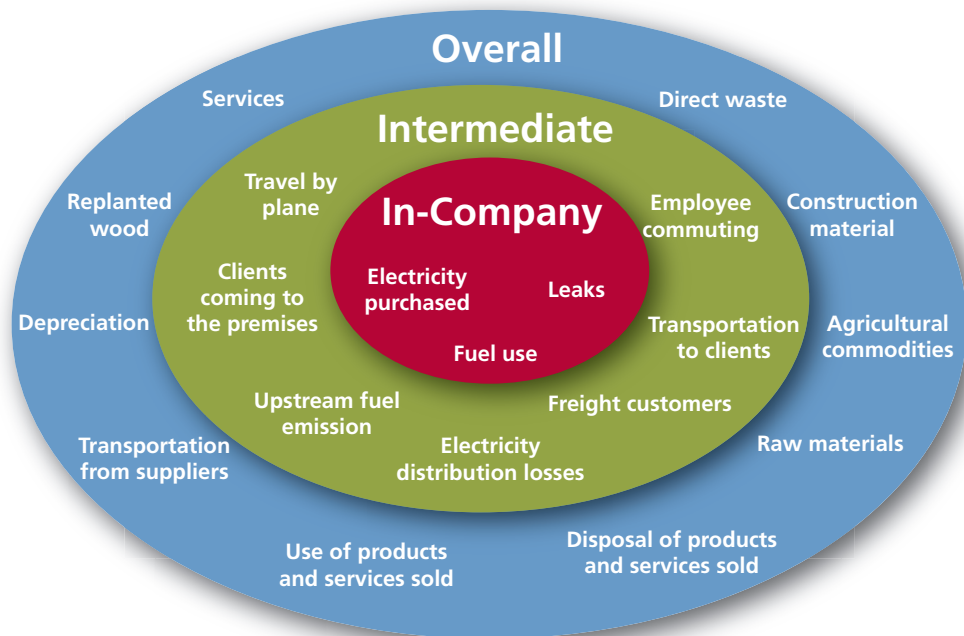


CARBON FOOTPRINT OF NOMACORC WINE CLOSURES

Audit Methodology

- The independent audit was carried out by Greenloop in Brussels, Belgium, a consultancy for sustainable business development and environmental/ climate issues with a track record in the wine sector.¹
- The audit was done using the Bilan Carbone® methodology. Bilan Carbone® is a popular methodology used by more than 500 companies from a broad range of industries in Europe. In the wine sector it has been among other applied by the Institut Français de le Vigne et du Vin (De la Vigne a la Bouteille), Oenéo (Bouchage report) or the Conseil Interprofessionnel du Vin de Bordeaux (Carbon Footprint study still to be launched). It was developed by the French Agency for Environment and Energy (ADEME)².
- The Bilan Carbone® evaluation includes the so called in-company and intermediate scopes (direct emissions) as well as the overall scope (indirect emissions as far as possible), giving an emission profile throughout the value chain. (see graphic)
- It assesses all relevant greenhouse gases covered by the Kyoto protocol³ by converting them into CO2 equivalent emissions using 100-year global warming potential (GWP) coefficients from the Intergovernmental Panel on Climate Change (IPCC)⁴.

BILAN CARBONE® EVALUATION SCOPE⁵



1 For further details see: <http://www.greenloop.eu> or <http://greenloop.wordpress.com>

2 For further details see: <http://www.ademe.fr>

3 Relevant greenhouse gases covered by the Kyoto protocol: CO₂ (carbon dioxide), CH₄ (methane), N₂O (nitrous oxide), HFC-23 (hydrofluorocarbon), HFC-134a (hydrofluorocarbon), SF₆ (sulphur hexafluoride)

4 Example: methane has a GWP of 25, which means that in 100 years the effect of 1 tonne methane on global warming will be 25 times greater than of 1 tonne of CO₂.

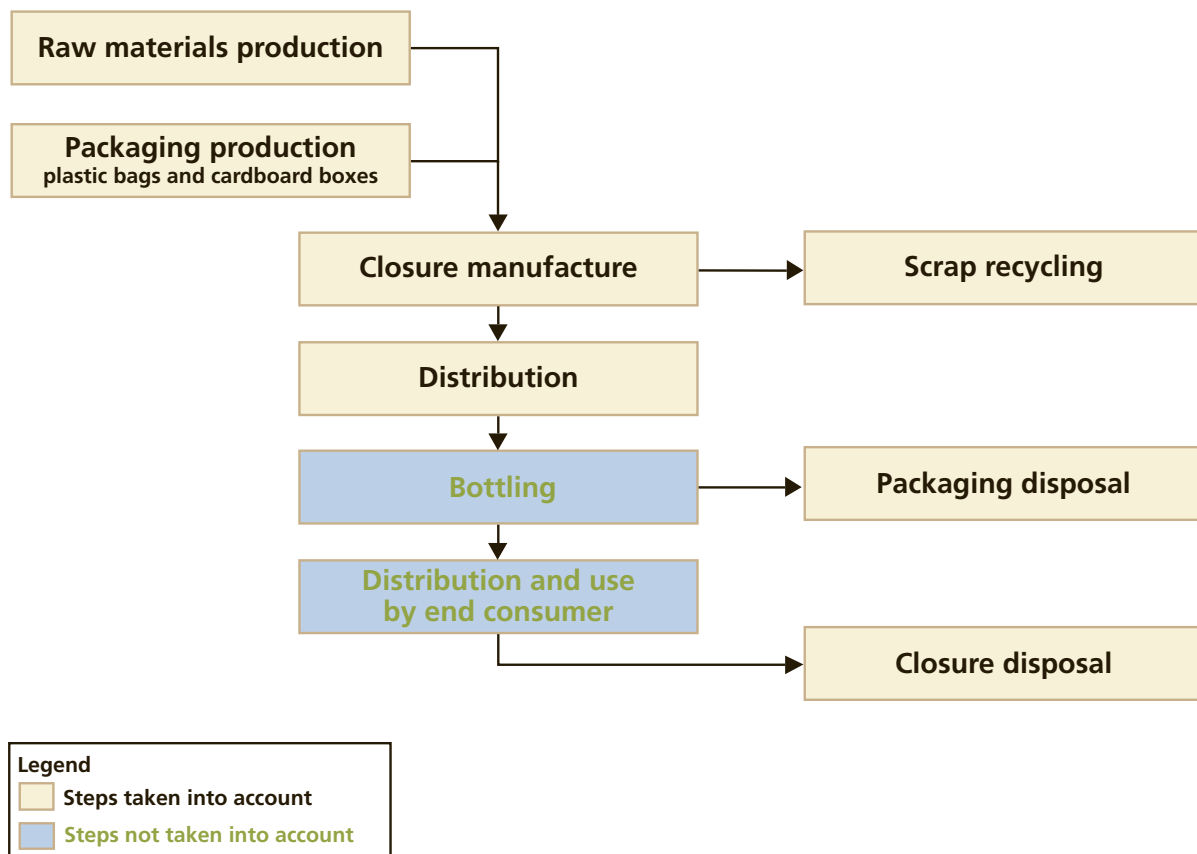
5 Source: ADEME, Bilan Carbone®, 2006



Nomacorc carbon footprint analysis

- Greenloop analysed Nomacorc SA, Nomacorc's Belgium facility which supplies the European marketplace, throughout the year 2007.
- The assessment included in-company, intermediate and overall scopes as outlined in the flow chart below.⁶ Thus revealing the emissions associated with raw materials, manufacturing energy, transport and disposal (direct waste, product and packaging).
- Raw materials, manufacturing energy and transport were assessed based on supplier and in-company information. Bottling and distribution and use by consumer were not taken into consideration, as they are beyond Nomacorc's influence and cannot be predicted.

COMPONENTS OF CARBON FOOTPRINT ANALYSIS

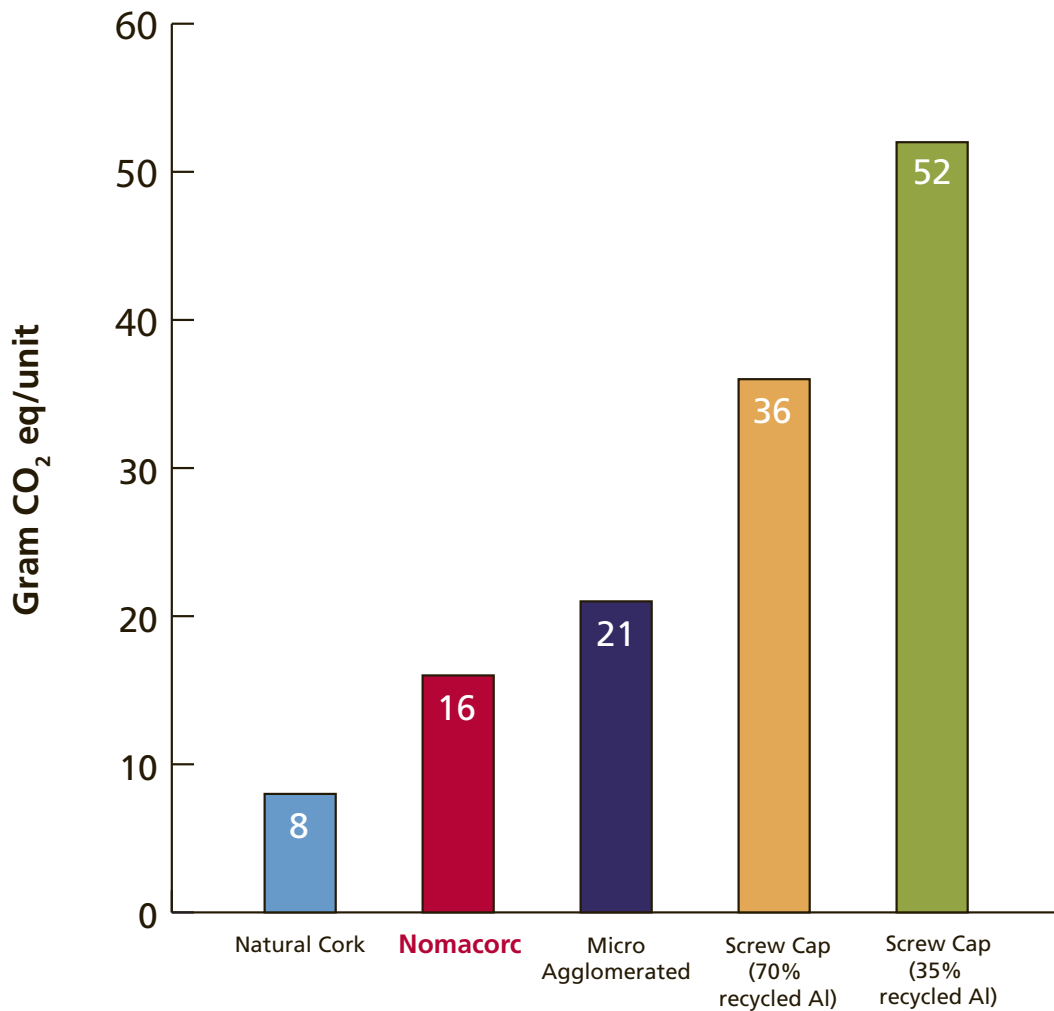




Findings

- A Nomacorc closure has a carbon footprint of 16g.1 CO₂eq on average.
- Nomacorc's footprint is by far the lowest of all natural cork alternative closures positioning it directly next to natural cork (see graphic)⁷.
- Screw caps have a carbon footprint at least double that of Nomacorc closures and micro agglomerated closures have a carbon footprint 30% higher than Nomacorc.

CARBON FOOTPRINT OF WINE CLOSURES BY TYPE⁸



⁷ Carbon footprint calculations for all closures except Nomacorc are from the Carbon Appraisal® report, Sept 2007

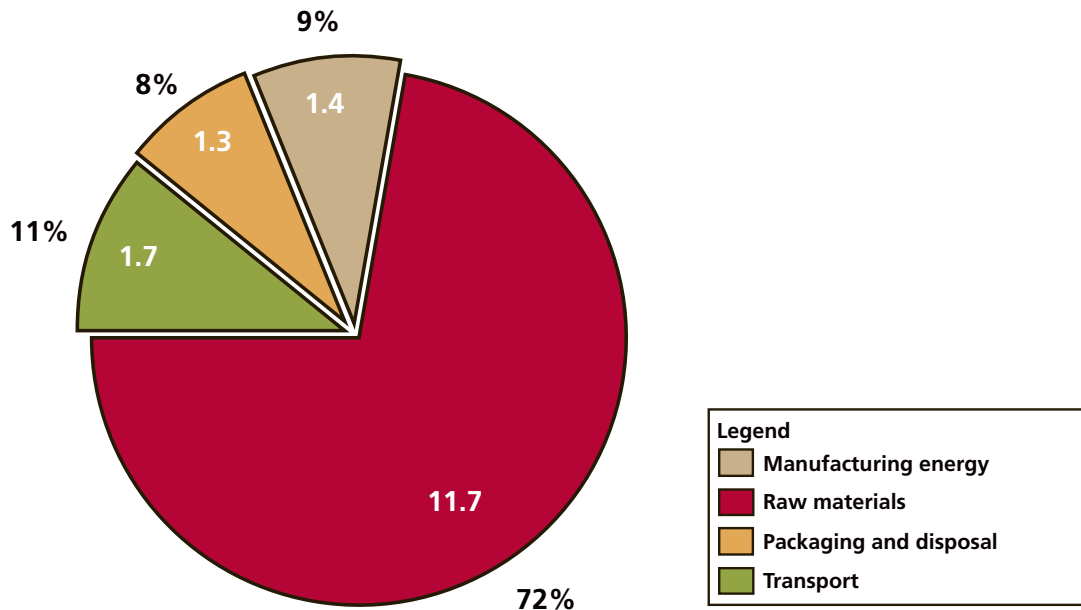
⁸ Benchmark against Carbon Appraisal® report Sept 2007. © 2008 Nomacorc - All rights reserved, no use or reproduction can be made without written permission of Nomacorc LLC.



Findings (cont.)

- With 1.4g CO₂eq/unit the manufacturing energy consumption is the lowest of all closures.
- The most recent product Nomacorc Classic+ accounts for 25% less of CO₂ per closure than Nomacorc Classic. This mirrors Nomacorc's effort to further increase sustainability by reducing raw material use and thereby CO₂ emissions.

NOMACORC CLOSURE CARBON FOOTPRINT⁹



Next Steps

- Nomacorc is committed to the development of a company culture and strategic business plan that will minimize its impact on the environment. Nomacorc's intent is to offer the best combination of closure quality & performance and sustainability. The carbon footprint report was the first step in this context.
- The findings of the study now allow Nomacorc to analyze opportunities to further improve its carbon footprint. Special attention will be given to:
 - » Continuous investment in product development that meets the aim of reducing the carbon footprint (e.g. Classic +).
 - » Ongoing optimization of process engineering in order to increase efficiency, optimize processes and reduce waste are some of the measures that Nomacorc is implementing to reduce its carbon footprint even further.
- As next step Nomacorc will conduct a complete life cycle analysis (LCA), which shall help to assess environmental implications of Nomacorc closure production beyond the mere carbon footprint. This study will be performed in collaboration with the LBP-Gabi Institute of the University of Stuttgart, Germany.¹⁰

⁹ © 2008 Nomacorc - All rights reserved, no use or reproduction can be made without written permission of Nomacorc LLC.

¹⁰ For further details see: http://www.lbpgabi.uni-stuttgart.de/download/gabi_flyer_dt.pdf



NOMACORC

Nomacorc LLC | 400 Vintage Park Dr. | Zebulon, NC 27597 | U.S.A. | tel: +1 919-460-2200 | nomacorc.com
Nomacorc SA | ZI Les Plénesses | Chemin de Xhénorie 7 | B-4890 Thimister-Clermont | Belgium | tel: +32 87 63 88 20 | nomacorc.com